



ANDROID SL DISPLAYS

GIVE YOUR MESSAGE IMPACT WITH THE TOPAZ ASL2 DISPLAY WITH SLEEK LOOKS AND POWERFUL PERFORMANCE

Our ASL display has been created to deliver power and performance with a sleek tablet-style design.

Designed to operate 24/7 and with a 3 year warranty you have peace of mind that you're investing in commercial grade equipment which has been built for the rigors of digital signage in mind.

Available in sizes 22" and up, these displays run on the same TOPAZ CMS platform as our VLS range and CMS Media Players which means you can easily mix your TOPAZ Products on your network.



**LIGHTWEIGHT
DESIGN**



**AUTO ON/OFF
TIMER**




**IN-BUILT
ANDROID MEDIA
PLAYER WITH
TOPAZ CMS**



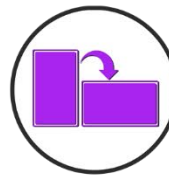
**MULTIPLE
INPUTS**



24/7 USAGE



**INCLUSIVE SLIM
WALL MOUNT**

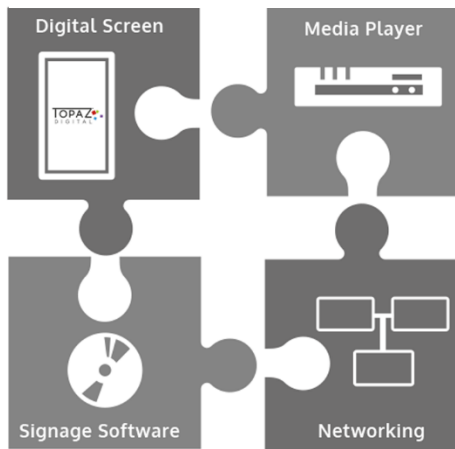


**PORTRAIT OR
LANDSCAPE**



IP

TYPICAL DIGITAL SIGNAGE SOLUTION



THE TOPAZ ASL ALL INCLUSIVE SOLUTION



TOPAZ ASL RANGE

MARCH 2022

PRODUCT HIGHLIGHTS

LIGHTWEIGHT DESIGN

By using less and lighter materials, component weight is kept to a minimum. This compact design makes both installation and maintenance much more convenient.

TOUGHENED GLASS

Improves tactility for smoother touch gestures, especially useful when there is more than one user touching the screen. The anti-glare nano coating also diffuses external light so that images and videos are much clearer.

TABLET STYLE DESIGN

The TOPAZ ASL Series features edge to edge tempered glass, rounded corners & a brushed aluminium frame to create a stylish and sophisticated Tablet style finish ensuring your message stands out and creates the WOW factor.

DESIGNED FOR DIGITAL SIGNAGE

Unlike a TV, the TOPAZ™ ASL Series are designed specifically for Digital Signage.... This means that they all feature commercial grade panels, can operate in either Portrait or Landscape & that they are designed to run 24/7.... Giving you maximum ROI



TOPAZ ASL DISPLAYS - TECHNICAL SPECIFICATIONS

DISPLAY	DISPLAY SIZE	22 INCH	32 INCH	43 INCH	50 INCH	55 INCH
	UNIT SIZE (WXHxD MM)	530 x 321 x 42.3	757.8 x 452.3 x 49.3	997.6 x 585 x 50.6	1135 x 665.5 x 63.2	1275 x 746 x 55
	UNIT WEIGHT (KG)	6.1	10	16.7	27	29.5
	DISPLAY AREA (MM)	475 x 226.5	698 x 392	942 x 530	1073 x 603	1209.6 x 680.4
	VESA CONFIG	400 x 200	400 x 200	400 x 200	400 x 400 400 x 200	400 x 200
	SPEAKER TYPE	2W, 4Ω (x2)	2W, 4Ω (x2)	2W, 4Ω (x2)	2W, 4Ω (x2)	2W, 4Ω (x2)
	RESOLUTION	1920x1080				
	ASPECT RATIO	16:9				
	BRIGHTNESS (CD/M2)	450				
	CONTRAST RATIO	5000:1				
	COLOUR	16.7M				
	VIEWING ANGLE	178°				
	INPUT VOLTAGE	AC110-240V (50Hz-60Hz)				
	WORKING TEMPERATURE	0°C to 50°C				
	AV INPUTS	HDMI, VGA				
	AUDIO	Audio Socket (3.5mm)				
INTERNAL MEDIA PLAYER	MEDIA RESOLUTION	1920 x 1080 / 1080 x 1920				
	INTERNAL MEMORY	6GB				
	CPU	Quad-Core ARM Cortex A17, 1.6GHz				
	GPU	Quad-Core ARM Mali-T764				
	RAM	2GB DDR3				
	ROM	8GB eMMC				
	USB	1 x USB (OTG/HOST), 1 x USB (HOST)				
	LAN	100/1000M Ethernet				
	WI-FI	802.11b/g/n/ac				
	OS	Android 7.1				
	GRAPHIC ENGINE	OpenGL ES 1.1/2.0/3.0/3.1, OpenCL 1.1, Renderscript, Direct3D 11.1				
	MEDIA FORMATS	Video (MPG, AVI, MP4, RM, RMVB, TS), Audio (MP3, WMA), Image (JPG, GIF, BMP, PNG)				
	SPECIAL	Images, Videos, Audio, Scrolling Text, On/Off Timer, On Screen Clock, Media Rotation				
ACCESSORIES	INCLUDED	Power Cable, Remote Control, Key, User Manual				

